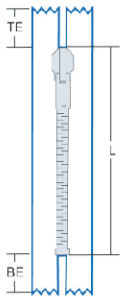


# DIMENSIONS OF ZIPPER

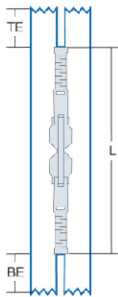
When Measuring a zipper, close it and measure from the bottom end of the bottom stop or the retaining box to the top end of the slider, or to the top stop, or from the end of the major portion to the tip. Care should be taken because some tolerance is included in the indication of zipper dimensions.  
 Note : For products with special conditions affecting the dimensions, the above tolerance may not apply.

Product Dimensions	Maximum Tolerance allowed in dimension indication
Less than 30 cm	± 5 mm
30 cm or more-Less than 60 cm	± 10 mm
60 cm or more-Less than 100 cm	± 15 mm
100 cm are More	3% of dimension indicated

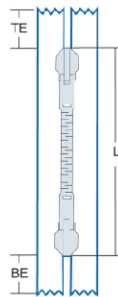
## Standard for Measuring zipper dimensions (Based on JIS-3015)



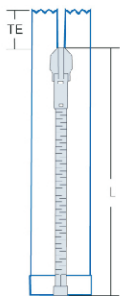
**Close End**  
 Length : From the top end of the slider to the bottom stop.



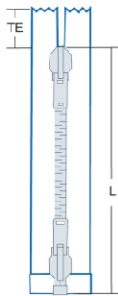
**Head to Head**  
 Length : From the top of one bottom stop to the bottom of the other bottom stop (C-Type)



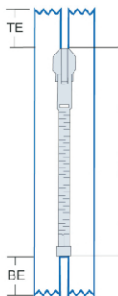
**Back to Back**  
 Length : From the top of one slider to the top of the other slider (X-Type)



**Open End**  
 Length : From the top end of the slider to the bottom of the box.



**Two Way Separator**  
 Length : From the top end of the slider to the bottom end of the supplementary tape.



**Reversible Slider**  
 Length : Rather from the top end, measurement should be made from the shoulder inlet portion of the slider.

TE - Top tape extension

BE - Bottom Tape Extension